

SPECIALIZING IN CLOSE TOLERANCE, SMALL PROFILE CUSTOM ALUMINUM EXTRUSIONS

WE GO TO GREATER LENGTHS


For more than 50 years and with a total commitment to true partnership and customer satisfaction, Minallex has been manufacturing the highest quality, small profile aluminum extrusions, to the tightest tolerances and most challenging specifications for the military and companies in a wide range of industries around the world.

Circle sizes up to 3.500 inches (8.89 cm) in diameter, with a weight per foot of up to 1.5 pounds (0.6803 kg)

Critical tolerances at +/- 0.001 inch (0.025 mm) Precision

Walls as thin as 0.018 inches (0.4572 mm)

- Precision Length
- Machining
- Fabrication



CERTIFICATIONS



SPECIFICATIONS

AMS Specs

MIL Spec

QQ Specs

ALLOYS

1100
3003

6063
6463

6061

CAPABILITIES

Lbs/Ft <= 1.500
kg/m <= 2.2322

Sections
>= 0.018 in
>= 0.4572 mm

Circle Size
<= 3.500 in
<= 8.890 cm

iPOINT LICENSED

The most comprehensive and proactive solution on the market today for tracking and reporting on Conflict Minerals compliance information.

SERVING A FULL RANGE OF INDUSTRIES INCLUDING



Military



Aerospace



Medical



Automotive



Electronics



Lighting

VALUE-ADDED SERVICES

- Precision Cutting
- Deburring
- Tumbling
- CNC Machining

FINISHING SERVICES

- Anodize
- Iridite
- Paint
- Custom

CUSTOM SOLUTIONS


- Precision Length
- Machining
- Fabrication
- No Minimums

Phone: 908-534-4044

E-mail: sales@minallex.com or quotes@minallex.com


HQ and Facilities: 25 Coddington Road • Whitehouse Station, NJ 08889-0247

Mailing Address: PO Box 247 • Whitehouse Station, NJ 08889-0247 • USA



PICATINNY RAIL

- MIL-STD-1913
- +/- .002 Tolerances
- Used by: Williams, Weigand, Trijicon



LED LIGHTING

- .048" Width of Fins
- .063" Slots
- +/- .005" Tolerances




RESTRAIN LOCK

- +/- .003 Tolerances
- .43 Hole
- Cut to 1.25" sections




PRECISION DECORATION

- +/- .005 Tolerances
- .87" Total Width
- Cut to 2.3" Sections



MICRO ELECTRONICS

- +/- .003" Tolerances
- .048" Holes
- .360" Total Width



MODEL PROTOTYPING

- +/- .005" Tolerances
- .033" TYP Wall
- .500" Total Width



MICRO SLOT CHANNEL

- .012" Slot
- .11" Total Width
- +/- .0008 Tolerances



WEAPONRY ELEMENT

- .09" Total Width
- .005 Tolerances
- Cut to 3.5" Sections



MICRO CARRIER

- .0008 Tolerances
- .085" Hole
- .101 Total Width

Dime used for size reference throughout all extrusion photography above.